

Brief China Economic Update



Partial economic indicators were largely in line with expectations during April. However, we are yet to see signs that real activity is picking up significantly, although monetary expansion has been much more rapid. Nevertheless, we have left our growth expectations for 2013 unchanged at 8%, although we continue to view the risks as skewed to the downside – sub-8% growth this year is looking increasingly likely. But even with the growth outlook turning more moderate, expectations for the Chinese economy – and the currency – have encouraged capital inflow since late last year (spurred on by quantitative easing by major central banks). These factors are creating a quandary for policy makers who have become increasingly concerned over building inflationary pressures and (arguably unsustainable) expansion in system credit. Consequently, this has added to the uncertainty surrounding the likely path of macro economic policy in China.

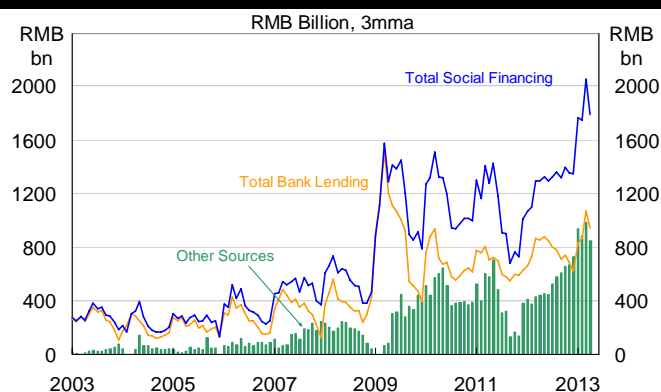
Credit growth has stepped up noticeably in the first four months of the year. Although total social finance issued in April eased back from the previous months record, it remained high at RMB1.7 tn for the month (RMB7.9 tn in the year to date). Bank credit increased 16.1% over the year, with RMB878 bn in bank loans issued in April (27% higher than last year). At face value, strong credit growth may be considered a positive sign for the economy – if the funds are put to productive use. However, this trend is becoming a concern in light of rapid credit and investment growth over recent years that has contributed to an excess of (unproductive) capacity – total credit to GDP has risen from around 120% of GDP in 2008 to around 190% this year.

Capital inflows – including hot money looking for higher yield – are contributing to excess liquidity in the system. In the first quarter of the year, foreign reserves increased around USD131 bn, with only a small amount of this attributed to direct foreign investment – raising the risk of disruption from (volatile) ‘hot money’ flows. In an attempt to stem these flows, authorities responded recently by ramping up macroprudential measures, taking aim at large speculative currency positions held by banks and deliberate misreporting of exports. While these policies should help to stem inflows and alleviate some pressure on USD/RMB spot rates, there have been increasing calls for a reduction in interest rates to remove the allure of interest rate differentials – simultaneously lending support to the softening real economy. Although an interest rate cut is a possibility, we do not think it is a likely response from Chinese policy makers who continue to voice concerns about excessive credit accumulation, overinvestment in some sectors, and looming inflation pressures.

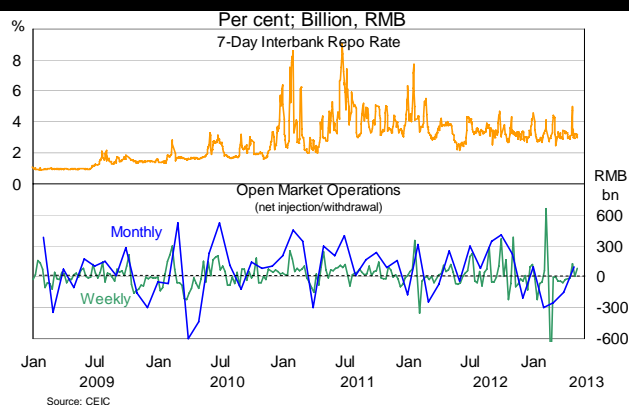
Rather, we are likely to see continued use of macroprudential measures (and its management of the currency) to discourage inflows, and money market operations to sterilise currency interventions. In May, the PBoC issued RMB10 bn in bank bills (3 month maturity) – the first bills issued in nearly 17 months – to help soak up the added liquidity and stabilise interest rates; however, these only partly offset maturing bills and repos.

Turning to real activity, there is still a lack of any strong indication that the economy has accelerated as expected. Partial indicators have generally surprised on the downside since the start of the

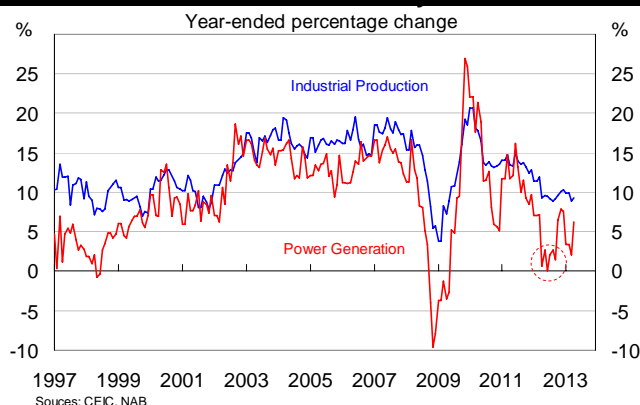
Total social financing



Liquidity conditions



Industrial Production



year, highlighting the slack that remains in private demand despite government efforts to jump start the economy last year. April's outcomes were more in line with expectations, but market expectations have been revised significantly lower in recent months. Nevertheless, electricity production growth – often cited as a good indicator of the underlying strength of the economy – accelerated in April, although it remains at a subdued pace. However, other trends in the industrial sector are still a concern. Soft demand and a rapid build up of excess capacity has contributed to struggles experienced by the sector. Data for capacity utilisation, available to December 2012, shows a steady deterioration over the course of last year – a trend that has likely continued going into this year. This is contributing – along with lower commodity prices – to deflation of producer prices; PPI inflation dipped to -2.6% in April. Falling prices is weighing on profitability in some industries and making it more difficult to pay off debts. Producers of materials such as steel, coal, glass, aluminium and cement are particularly affected by excess capacity.

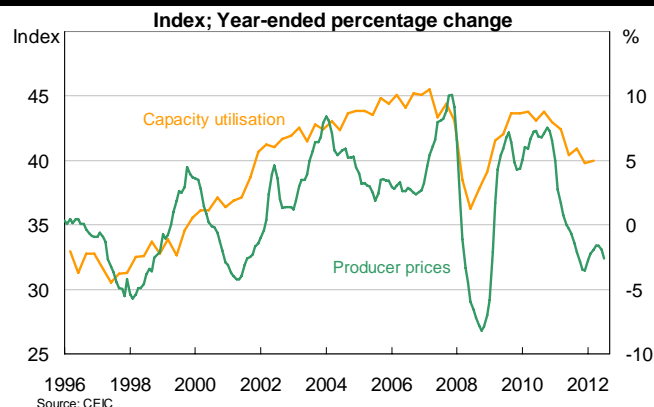
Industrial production growth ticked slightly higher in April to 9.3%, although this is still well below the long run average. The improvement was in contrast to timelier manufacturing PMI's which recorded marginal deterioration in the month. The official PMI published by the NBS eased slightly to 50.6 in April (down from 50.9), driven by a decline in new orders (particularly for exports) – pointing to a continuation of more moderate industrial activity in coming months. The PMI also reverted back to showing de-stocking in April. By product line, stronger production growth was assisted by a rise in cement (8.7%) and motor vehicle (18.3%) production, as well a power generation (6.2%).

Our estimates of fixed asset investment growth show that momentum has eased slightly, but investment growth has maintained a healthy pace (increasing 20.2% y-o-y). By sector, investment in manufacturing has softened significantly since late 2011 as industry comes to grips with over-capacity in some sectors (particularly steel, cement, aluminium, plate glass and coking coal). Growth in real estate investment continues to show signs of stabilisation (increasing 23½% y-o-y), but is likely to see headwinds in response to additional uncertainty in the wake of the governments renewed focus on deflating the sector. Signs of acceleration in government led investment stimulus have become less apparent in recent months. Investment in public utilities has eased slightly, so too has central government investment (around 10% yoy in April, down from almost 20% yoy late last year).

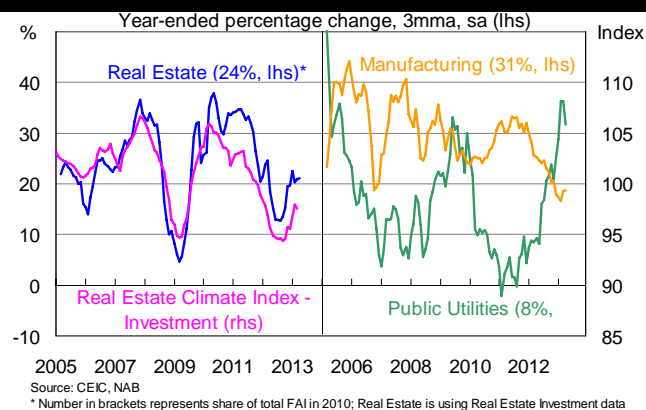
Turning to consumption, nominal retail sales growth came in dead in line with market expectations for April, picking up slightly to 12.8% over the year. Retail price inflation rose in April, implying real growth in retail sales of 11.8% (broadly unchanged from the previous month). There was also a noticeable downturn in consumer confidence in March, which is more consistent with the softer rates of consumption and income growth we have seen recently. By commodity, there was an acceleration in sales growth for automobiles and jewelry, while sales of food, clothing and daily use products eased. Sales of items tied-in with real estate development (furniture, construction materials etc) also slowed.

Export growth was once again above expectations in April, although questions are still being asked over the accuracy of the data – exports may be getting misreported in order to disguise hot money inflows (see below). Merchandise exports rose 7.7% (seasonally adjusted) in April, to be 14.7% higher over the year. Export data (seasonally adjusted by NAB) shows a solid rise in exports to most major trading partners in the month of April, although Hong Kong was a notable exception following the questionable surge in trade in March; exports to other parts of Asia picked up in the month. The relatively broad based rise in

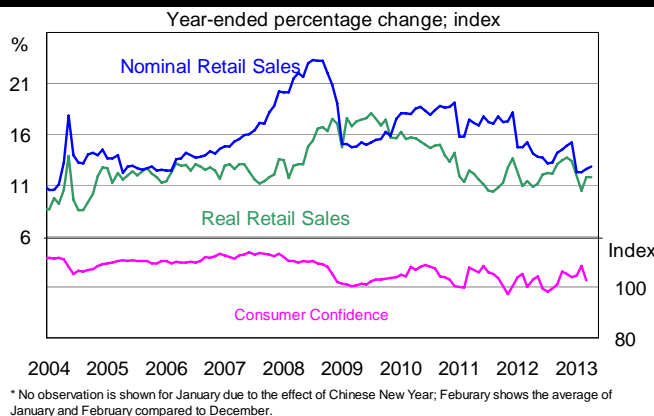
Industrial sector is deflating?



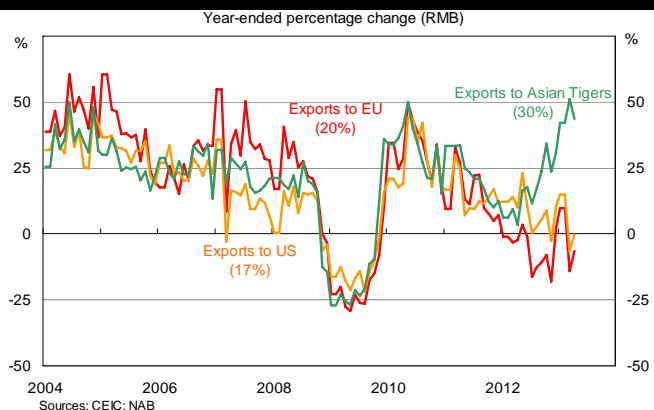
Fixed Asset Investment by Sector



Retail Sales



Merchandise exports to major trading partners



exports for the month could be an indication of improving global demand, which is a good sign for the slowing Chinese manufacturing sector, although exports of capital and high-tech goods appears to have declined in the month. Given the decline in imports from the previous month, the trade balance jumped in April to US\$18.2bn. Merchandise imports fell 6.6% m-o-m (sa) in April. Data published by the NBS adjusted for seasonality show annualised growth easing to 7.9% over the year from 23.7% in March. By commodity, iron ore and coal volumes were higher in the month, while copper imports fell; crude oil was broadly flat.

Trade conditions are expected to improve this year, although the mixed economic indicators out of many major economies suggest that headwinds remain. Export orders showed only a temporary improvement in March and shifted well back into contraction levels in April. Appreciation of the RMB is likely to constrain any potential recovery in Chinese exports, although the JPY depreciation since late last year is likely to weigh most heavily on competing exporters like Taiwan and Korea.

As mentioned above, in response to concerns over misreporting of exports the State Administration of Foreign Exchange (SAFE) signalled the need for more stringent trade records (to match up invoices with a physical transaction of goods) in addition to tighter regulations on forex positions. The magnitude of the problem can be seen when comparing exports data to customs data from Hong Kong and Taiwan – two hubs often used for hidden capital flows. However, with the economy softening and the government crack down on speculative sectors (such as real estate), these practices were likely to abate of their own accord.

Finally on inflation, year-ended CPI growth moved higher to 2.4% in April (from 2.1% in March). This suggests that inflation pressures remain muted (for now), reducing the need for policy tightening in the near-to-medium term. Higher inflation was driven mostly by a rise in food costs, while non-food inflation actually eased slightly. While base effects and an improving global economy (likely to lead to pressure on commodity prices) are expected to boost headline CPI numbers over the rest of the year, upstream prices are still suggesting relatively benign inflation pressures; producer prices fell 2.6% over the year.

Policy expectation:

On monetary policy, while the return to central bank bill issuance last week could signal a shift to a tightening monetary bias by the PBoC, we think that they are likely to refrain from more heavy handed moves, such as raising the reserve requirement, while growth foundations are not looking solid. However the central bank is also wary about potential inflation pressures. Consequently, we expect the PBoC to remain on the sidelines this year, but it will continue to employ market operations to control liquidity and manage the impact from capital inflows.

Statistical releases available here:

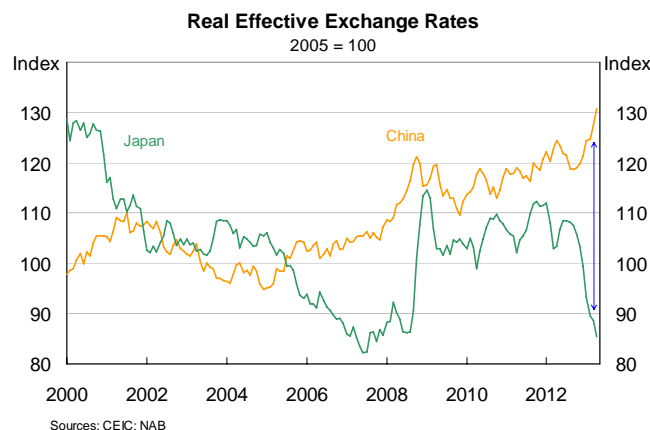
[National Bureau of Statistics](#)

A more comprehensive note will be released in the coming week.

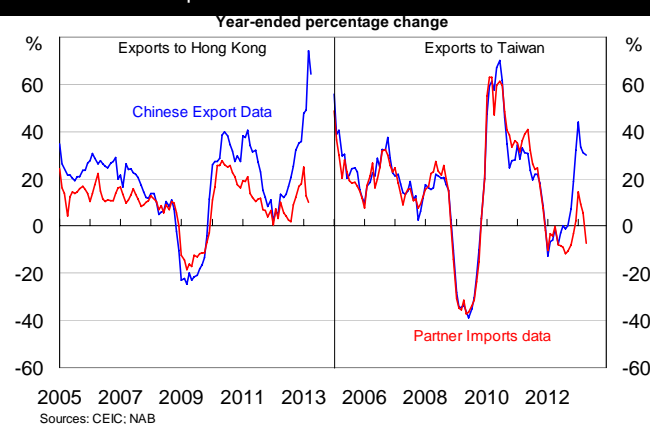
For more information, please contact

James Glenn 0392088129

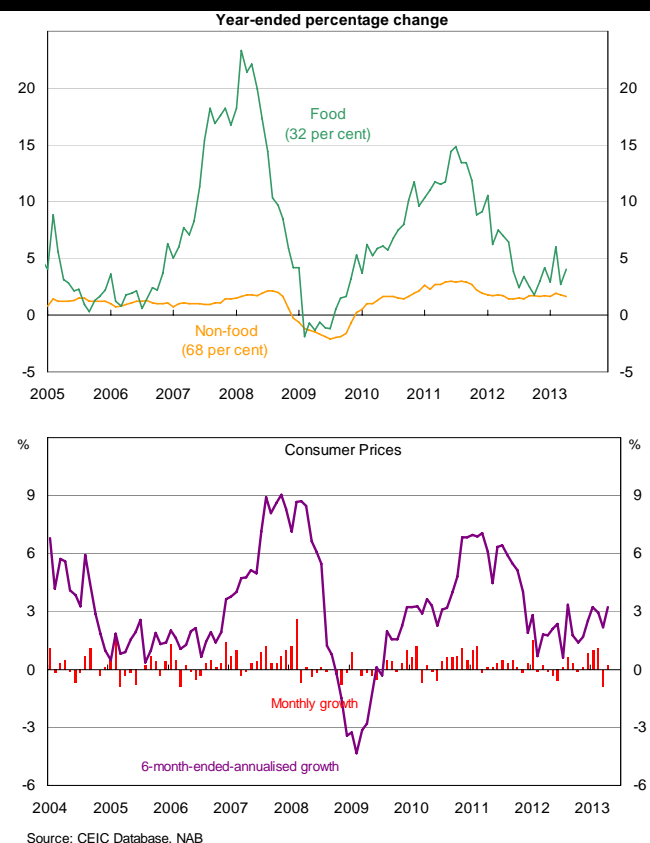
Appreciation to weigh on competitiveness



China's inflated export data



Consumer Prices



Global Markets Research

Peter Jolly
Global Head of Research
+61 2 9237 1406

Australia

Economics

Rob Henderson
Chief Economist, Markets
+61 2 9237 1836

Spiros Papadopoulos
Senior Economist
+61 3 8641 0978

David de Garis
Senior Economist
+61 3 8641 3045

FX Strategy

Ray Attrill
Global Co-Head of FX Strategy
+61 2 9237 1848

Emma Lawson
Senior Currency Strategist
+61 2 9237 8154

Interest Rate Strategy

Skye Masters
Head of Interest Rate Strategy
+61 2 9295 1196

Rodrigo Catril
Interest Rate Strategist
+61 2 9293 7109

Credit Research

Michael Bush
Head of Credit Research
+61 3 8641 0575

Ken Hanton
Senior Credit Analyst
+61 2 9237 1405

Equities

Peter Cashmore
Senior Real Estate Equity Analyst
+61 2 9237 8156

Jenny Khamphet
Senior Real Estate Equity Analyst
+61 2 9237 9538

Group Economics

Alan Oster
Group Chief Economist
+61 3 8634 2927

New Zealand

Stephen Toplis
Head of Research, NZ
+64 4 474 6905

Craig Ebert
Senior Economist
+64 4 474 6799

Doug Steel
Markets Economist
+64 4 474 6923

Mike Jones
Currency Strategist
+64 4 924 7652

Kymberly Martin
Strategist
+64 4 924 7654

UK/Europe

Nick Parsons
Head of Research, UK/Europe,
and Global Co-Head of FX Strategy
+ 44 207 710 2993

Gavin Friend
Markets Strategist
+44 207 710 2155

Tom Vosa
Head of Market Economics
+44 207 710 1573

Simon Ballard
Senior Credit Strategist
+44 207 710 2917

Derek Allassani
Research Production Manager
+44 207 710 1532

Tom Taylor
Head of Economics, International
+61 3 8634 1883

Rob Brooker
Head of Australian Economics
+61 3 8634 1663

Alexandra Knight
Economist – Australia
+(61 3) 9208 8035

Vyanne Lai
Economist – Agribusiness
+(61 3) 8634 3470

Dean Pearson
Head of Industry Analysis
+(61 3) 8634 2331

Robert De lure
Senior Economist – Property
+(61 3) 8634 4611

Brien McDonald
Economist – Industry Analysis
+(61 3) 8634 3837

Gerard Burg
Economist – Industry Analysis
+(61 3) 8634 2778

John Sharma
Economist – Sovereign Risk
+(61 3) 8634 4514

James Glenn
Economist – Asia
+(61 3) 9208 8129

Tony Kelly
Economist – International
+(61 3) 9208 5049

Important Notice

This document has been prepared by National Australia Bank Limited ABN 12 004 044 937 AFSL 230686 ("NAB"). Any advice contained in this document has been prepared without taking into account your objectives, financial situation or needs. Before acting on any advice in this document, NAB recommends that you consider whether the advice is appropriate for your circumstances. NAB recommends that you obtain and consider the relevant Product Disclosure Statement or other disclosure document, before making any decision about a product including whether to acquire or to continue to hold it.

Important Notices

Disclaimer: This document has been prepared by National Australia Bank Limited ABN 12 004 044 937 AFSL 230686 ("NAB"). Any advice contained in this document has been prepared without taking into account your objectives, financial situation or needs. Before acting on any advice in this document, NAB recommends that you consider whether the advice is appropriate for your circumstances. NAB recommends that you obtain and consider the relevant Product Disclosure Statement or other disclosure document, before making any decision about a product including whether to acquire or to continue to hold it. Products are issued by NAB unless otherwise specified.

So far as laws and regulatory requirements permit, NAB, its related companies, associated entities and any officer, employee, agent, adviser or contractor thereof (the "**NAB Group**") does not warrant or represent that the information, recommendations, opinions or conclusions contained in this document ("**Information**") is accurate, reliable, complete or current. The Information is indicative and prepared for information purposes only and does not purport to contain all matters relevant to any particular investment or financial instrument. The Information is not intended to be relied upon and in all cases anyone proposing to use the Information should independently verify and check its accuracy, completeness, reliability and suitability obtain appropriate professional advice. The Information is not intended to create any legal or fiduciary relationship and nothing contained in this document will be considered an invitation to engage in business, a recommendation, guidance, invitation, inducement, proposal, advice or solicitation to provide investment, financial or banking services or an invitation to engage in business or invest, buy, sell or deal in any securities or other financial instruments.

The Information is subject to change without notice, but the NAB Group shall not be under any duty to update or correct it. All statements as to future matters are not guaranteed to be accurate and any statements as to past performance do not represent future performance.

The NAB Group takes various positions and/or roles in relation to financial products and services, and (subject to NAB policies) may hold a position or act as a price-maker in the financial instruments of any company or issuer discussed within this document, or act and receive fees as an underwriter, placement agent, adviser, broker or lender to such company or issuer. The NAB Group may transact, for its own account or for the account of any client(s), the securities of or other financial instruments relating to any company or issuer described in the Information, including in a manner that is inconsistent with or contrary to the Information.

Subject to any terms implied by law and which cannot be excluded, the NAB Group shall not be liable for any errors, omissions, defects or misrepresentations in the Information (including by reasons of negligence, negligent misstatement or otherwise) or for any loss or damage (whether direct or indirect) suffered by persons who use or rely on the Information. If any law prohibits the exclusion of such liability, the NAB Group limits its liability to the re-supply of the Information, provided that such limitation is permitted by law and is fair and reasonable.

This document is intended for clients of the NAB Group only and may not be reproduced or distributed without the consent of NAB. The Information is governed by, and is to be construed in accordance with, the laws in force in the State of Victoria, Australia.

Analyst Disclaimer: The Information accurately reflects the personal views of the author(s) about the securities, issuers and other subject matters discussed, and is based upon sources reasonably believed to be reliable and accurate. The views of the author(s) do not necessarily reflect the views of the NAB Group. No part of the compensation of the author(s) was, is, or will be, directly or indirectly, related to any specific recommendations or views expressed. Research analysts responsible for this report receive compensation based upon, among other factors, the overall profitability of the Global Markets Division of NAB.

United Kingdom: If this document is distributed in the United Kingdom, such distribution is by National Australia Bank Limited, 88 Wood Street, London EC2V 7QQ. Registered in England BR1924. Head Office: 800 Bourke Street, Docklands, Victoria, 3008. Incorporated with limited liability in the State of Victoria, Australia. Authorised and regulated in the UK by the Financial Services Authority. This document is intended for Investment Professionals (as such term is defined in the Financial Services and Markets Act 2000 (Financial Promotion) Order 2005), such persons having professional experience in matters relating to investments, and should not be passed to, or relied upon by, any other person who does not have professional experience in matters relating to investments, including but not limited to persons defined as retail clients by the rules of the United Kingdom's Financial Services Authority.

USA: If this document is distributed in the United States, such distribution is by nabSecurities, LLC. This document is not intended as an offer or solicitation for the purchase or sale of any securities, financial instrument or product or to provide financial services. It is not the intention of nabSecurities to create legal relations on the basis of information provided herein.

Hong Kong: In Hong Kong this document is for distribution only to "professional investors" within the meaning of Schedule 1 to the Securities and Futures Ordinance (Cap. 571, Laws of Hong Kong) ("SFO") and any rules made thereunder and may not be redistributed in whole or in part in Hong Kong to any person. Issued by National Australia Bank Limited, a licensed bank under the Banking Ordinance (Cap. 155, Laws of Hong Kong) and a registered institution under the SFO (central entity number: AAO169).

New Zealand: This publication has been provided for general information only. Although every effort has been made to ensure this publication is accurate the contents should not be relied upon or used as a basis for entering into any products described in this publication. To the extent that any information or recommendations in this publication constitute financial advice, they do not take into account any person's particular financial situation or goals. Bank of New Zealand strongly recommends readers seek independent legal/financial advice prior to acting in relation to any of the matters discussed in this publication. Neither Bank of New Zealand nor any person involved in this publication accepts any liability for any loss or damage whatsoever may directly or indirectly result from any advice, opinion, information, representation or omission, whether negligent or otherwise, contained in this publication. **National Australia Bank Limited is not a registered bank in New Zealand.**

Japan: National Australia Bank Ltd. has no license of securities-related business in Japan. Therefore, this document is only for your information purpose and is not intended as an offer or solicitation for the purchase or sale of the securities described herein or for any other action.