

# Brief China Economic Update



Partial economic indicators, although still subdued, provided some signs that the economy may now be stabilising. Trade data came in somewhat above expectations, including much stronger import growth pointing to a pick up in domestic demand. This was consistent with slight improvements in other partial indicators such as industrial production and business investment, although retail sales growth eased – potentially discouraging to rebalancing efforts. These outcomes are in line with our expectation for China’s growth to stabilise in the second half of 2013 at relatively subdued levels as authorities press on with structural rebalancing efforts – partially offset by an improvement in export demand from major developed economies and a variety of policy fine tuning measures. Nevertheless, signs of improvement in the global economy (not just China’s) remain tentative and a further deceleration of growth can not be ruled out.

While last month we highlighted the apparent grey area surrounding China’s growth target the leadership have subsequently provided some clarity by confirming the target of 7½% this year, while implying a floor of 7% -- the rate necessary to achieve prosperity goals by 2020 and maintain stable employment. We have maintained our forecast of 7.5% growth for 2013, decelerating to 7¼% next year. Regarding the monetary policy outlook, the ‘wait and see’ approach taken by policy makers to date is likely to continue despite relatively benign inflation providing scope for further loosening – a reflection of concerns over speculative financial activity and asset bubbles.

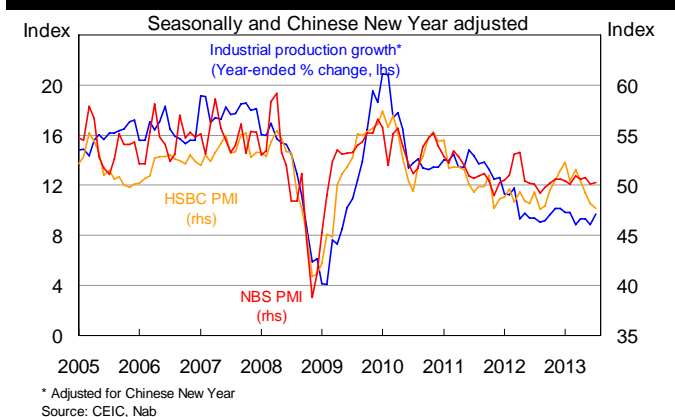
Turning to the partial indicators in more detail, industrial production growth accelerated in July, consistent with the improved trade data and other partial indicators. Growth accelerated to 9.7% y-o-y in July, although this is still well below its long run average. Manufacturing PMI’s were mixed during the month with the official NBS index showing improvement, rising to 50.3 (from 50.1) indicating further expansion. In contrast, the Markit index, more representative of small and medium sized firms, deteriorated further in the month to 47.7 (from 48.2). The divergence might be explained by the ‘liquidity squeeze’ that took place in late June, which had a disproportionate impact on SME’s. By product, steel output rose 10.9% over the year to July, while cement production increased 9.1%. Looking at other products, vehicle and textile production picked up to 15.4% and 8.2% respectively, while power generation also rose to 8.1%. Regarding the services sector, the PMI rose to 54.1 in July from 53.9 at the end of 2012 with the employment component pointing to continued expansion in labour demand. Policies designed to support the services sector (such as VAT reforms, tax cuts for SME’s and targeted credit support) and a real estate recovery should help to support the sector.

Our estimates of fixed asset investment growth show that momentum picked up a little in July with growth rising to 20% y-o-y, up from 19.2% y-o-y in June which was the slowest pace since April 2012. By sector, overcapacity in some industries and weak profits growth has kept investment in manufacturing relatively subdued, rising 17% y-o-y in July (up from 15% in June). Growth in real estate investment has been volatile over the past year, but remains above 2012 lows despite ongoing uncertainty in the sector; real estate investment increased around 20% y-o-y in July

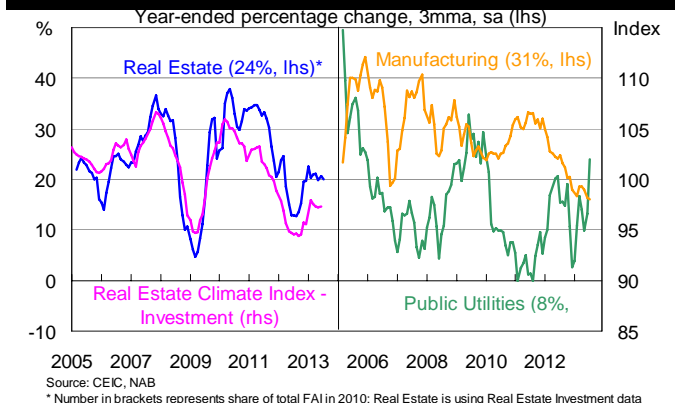
## Exports and major trading partner growth



## Industrial Production



## Fixed Asset Investment by Sector



Forward indicators of investment were mixed in July, but annual growth in newly started investment projects eased in July. Government led investment stimulus appears to have ramped up in July with central government investment growth picking up to 24% y-o-y in July (up from 17½%). Investment in public utilities also accelerated.

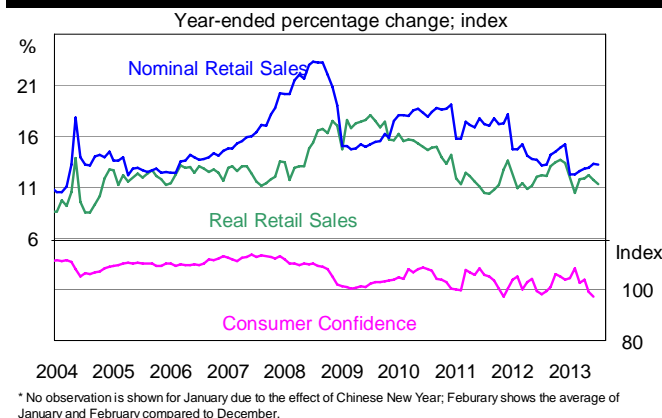
Turning to consumption, nominal retail sales growth was somewhat disappointing in July easing slightly to 13.2% y-o-y (down from 13.3% the previous month), below the market expectation of 13.5% and the governments target rate of 14½% for 2013. The deceleration is worse once we account for higher retail prices in the month. Higher retail price inflation implies real growth in retail sales of 11.3% (down from 11.7% the previous month). The slowdown is relatively consistent with deterioration in consumer confidence, which tends to be highly sensitive to price movements. Softer wage growth – the result of weakening corporate profits – and easing labour demand may be contributing to the deterioration in confidence, although labour market conditions remained relatively tight in the June quarter. The employment component of the PMI however points to a further contraction in labour demand. Nevertheless, the short-term growth momentum of retail sales has improved since Q1 following the one off impact from a government crack down on extravagant public spending. By product, softer sales growth in automobiles, textiles and household electronics appear to have contributed to the deceleration, while sales growth for food items, construction materials and jewellery picked up notably.

A rebound in trade growth during July provides a positive sign that improving demand in the global economy – particularly in the advanced economies – could help to offset softer private investment and stabilise the Chinese economy during the second half of the year. Nevertheless, growth in merchandise export values remains soft, rising just 5.1% over the year to July (following a very weak -3.3% the previous month). In seasonally adjusted terms exports actually fell 1.2% in July. This outcome was consistent with an improvement in manufacturing export orders during July, while the improvement in exports was also reasonably broad based across the major trading partners.

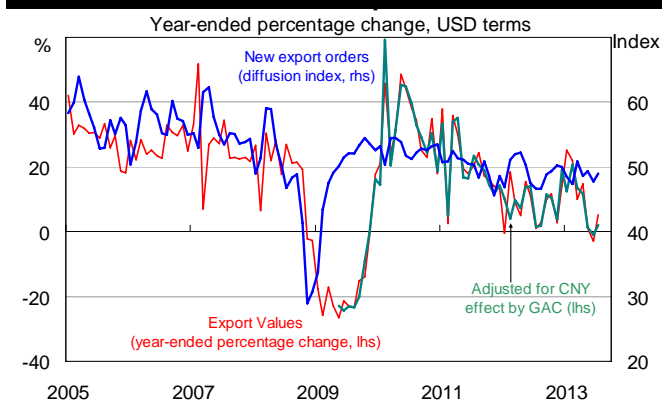
Much of the deterioration in exports growth in previous months has been driven by a government crack down on hot money inflows, but underlying export demand has been subdued for some time now, particularly in developed western economies. However, with signs that conditions in these economies are beginning to improve, a pick up in Chinese exports to these countries is a welcome sign. Exports to the United Kingdom, European Union and United States rose by 8.9%, 2.8% and 5.3% y-o-y respectively. Exports to Hong Kong, which were most affected by controls on hot money flows, rose in July to be up 2.3% y-o-y. Base effects helped the growth numbers this month, but a series of announced policy measures should also assist the sector over coming months. These include a pledge to maintain a more stable exchange rate, tax waivers, simpler export procedures and more financial support.

Acceleration in imports growth during July comes as a welcome sign for domestic demand, although these data tend to be volatile. Merchandise import values rose sharply in July to be 10.9% higher y-o-y. However, official seasonally adjusted figures again show that imports fell in the month (-3%). Nevertheless, base effects played a much smaller role in the improvement of year-ended imports growth, and the composition of imports

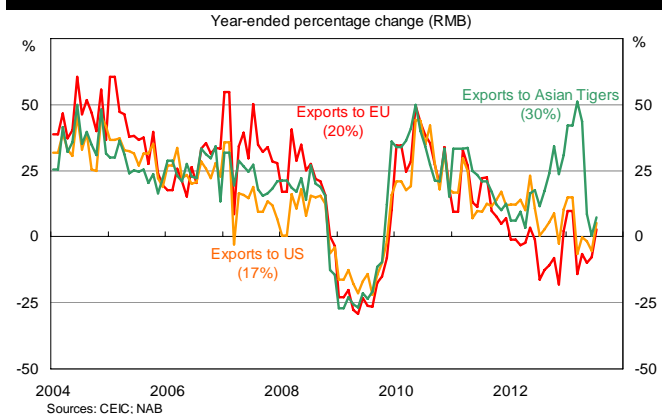
**Retail Sales**



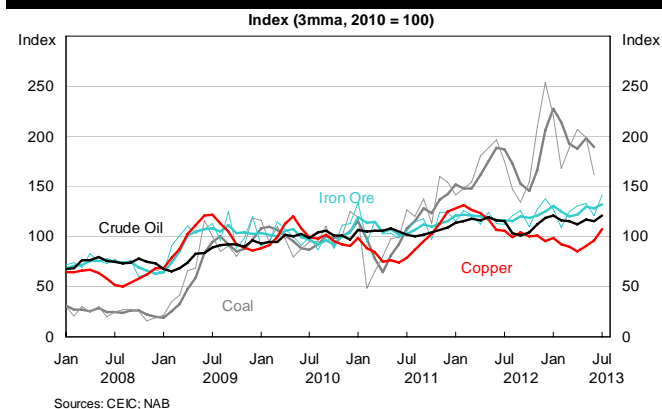
**Merchandise exports and new export orders**



**Merchandise exports to major trading partners**



**Chinese commodity imports picking up**



tentatively points to more stable domestic demand. Imports of goods not for processing and re-export picked up in the month, while imports of raw commodities were generally better as well. Imports of crude oil rose 17% in the month to be up by almost a fifth over the year, while copper imports picked up 8% to be 12% higher y-o-y – although some of this demand could stem from financing deals. Iron ore imports rose 8½% in July to be more than a quarter higher than last year and hit a record high. The resilience of Chinese steel production has surprised us, pushing iron ore prices higher again despite increasing global supplies. Announced stimulus policies and infrastructure spending has probably helped support the market.

With imports accelerating more quickly than exports during the month, the trade surplus dropped in July to US\$17.8 billion (down from US\$27.1 billion in June), suggesting that net exports may provide some drag on September quarter GDP. Nevertheless, trade conditions are expected to improve this year driven largely by a gradual recovery in the major developed economies. In contrast, the growth in emerging economies that has driven global growth over recent years looks set to remain sluggish. Combined with recent strong appreciation of the RMB, there are still significant risks and headwinds to the trade outlook over coming months.

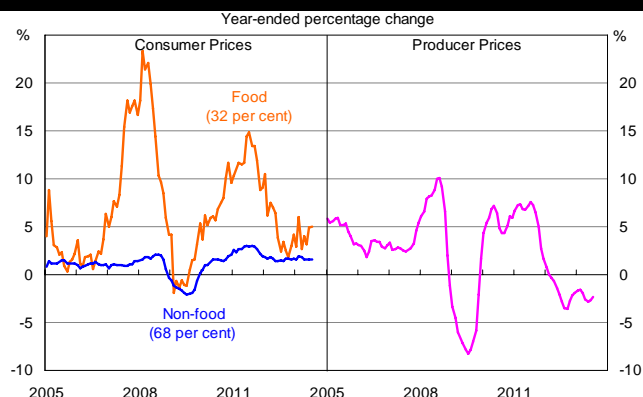
The inflation story has not changed in China since last month. CPI inflation has remained well within the official target of 3.5% for 16 consecutive months; year-ended CPI inflation remained at 2.7% y-o-y in July. Food prices growth ticked up slightly to 5% y-o-y (up from 4.9% in June). Non-food inflation was unchanged in the month to be 1.6% higher over the year (similar to the previous month). Base effects and an improving global economy could see a boost in the headline CPI over the rest of the year, although idle capacity in some industries has been keeping upstream prices at bay; producer prices fell 2.3% over the year. The IMF's recent assessment of the inflation situation in China suggests that a food supply shock may be the only way that China will see a return of high inflation pressures in the near term. Consequently, muted inflation pressures to date have provided policy makers with additional scope to keep an accommodative policy setting.

*Policy expectation:*

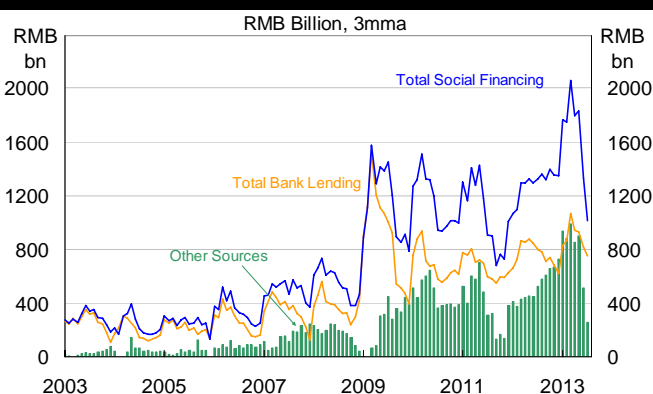
Tighter liquidity conditions in late June and steps to clamp down on shadow banking contributed to an easing in total social financing in July to RMB 809 billion, a 21-month low. New bank loans issued were above expectations at RMB 699.9 billion in July, but were also down noticeably from the prior month, while M2 growth unexpectedly accelerated to 14 ½ %. The outcome for system credit is consistent with the objectives of policy makers who are looking to control the rapid credit growth seen earlier in the year as well as improve the allocation of credit.

Given recent trends, we expect monetary policy to remain on hold, although it is worth noting additional steps taken towards interest rate liberalisation during the month with the removal of lending rate controls. While this is unlikely to have significant immediate impact on the economy – nearly 90% of loans are already priced above the benchmark rate – further steps towards full liberalisation can be expected. However, with the economy clearly slowing this year authorities have become more vocal on economic policies and introduced a variety of micro reform measures. This policy fine tuning has included renewed focus on infrastructure spending (particularly in rail and transport), cutting down 'red tape', tax waivers and reform (VAT) as well as measures to support exports. Consistent with these and the governments overarching goals of economic rebalancing, we are also likely to see additional spending on social infrastructure and services, although at this stage it looks to be a compositional shift rather than a fiscal expansion.

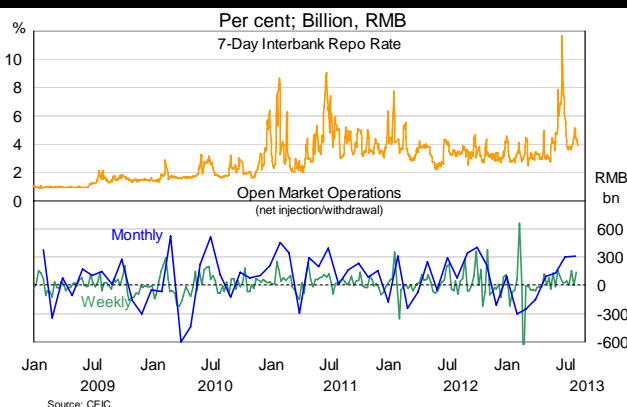
**Consumer Prices**



**Loan demand deteriorated last quarter (survey)**



**Liquidity conditions**



The central bank injected liquidity via money market operations in late July in response to rising interbank rates. The 7-day interbank repo rate has subsequently eased back below 4% after breaking through 5% in late July. We expect the PBoC to continue to use open market operations to keep liquidity in the interbank market at acceptable levels although a cut to reserve requirements can not be ruled out if liquidity deteriorates (possibly through a reversal of foreign capital inflows).

Statistical releases available here:

[National Bureau of Statistics](#)

**For more information, please contact**

James Glenn 0392088129

## Global Markets Research

Peter Jolly  
Global Head of Research  
+61 2 9237 1406

### Australia

#### Economics

Rob Henderson  
Chief Economist, Markets  
+61 2 9237 1836

Spiros Papadopoulos  
Senior Economist  
+61 3 8641 0978

David de Garis  
Senior Economist  
+61 3 8641 3045

#### FX Strategy

Ray Attrill  
Global Co-Head of FX Strategy  
+61 2 9237 1848

Emma Lawson  
Senior Currency Strategist  
+61 2 9237 8154

#### Interest Rate Strategy

Skye Masters  
Head of Interest Rate Strategy  
+61 2 9295 1196

Rodrigo Catril  
Interest Rate Strategist  
+61 2 9293 7109

#### Credit Research

Michael Bush  
Head of Credit Research  
+61 3 8641 0575

Ken Hanton  
Senior Credit Analyst  
+61 2 9237 1405

#### Equities

Peter Cashmore  
Senior Real Estate Equity Analyst  
+61 2 9237 8156

Jenny Khamphet  
Senior Real Estate Equity Analyst  
+61 2 9237 9538

## Group Economics

Alan Oster  
Group Chief Economist  
+61 3 8634 2927

Tom Taylor  
Head of Economics, International  
+61 3 8634 1883

Rob Brooker  
Head of Australian Economics  
+61 3 8634 1663

Alexandra Knight  
Economist – Australia  
+(61 3) 9208 8035

Vyanne Lai  
Economist – Agribusiness  
+(61 3) 8634 3470

Dean Pearson  
Head of Industry Analysis  
+(61 3) 8634 2331

Robert De lure  
Senior Economist – Property  
+(61 3) 8634 4611

Brien McDonald  
Economist – Industry Analysis  
+(61 3) 8634 3837

Gerard Burg  
Economist – Industry Analysis  
+(61 3) 8634 2778

John Sharma  
Economist – Sovereign Risk  
+(61 3) 8634 4514

James Glenn  
Economist – Asia  
+(61 3) 9208 8129

Tony Kelly  
Economist – International  
+(61 3) 9208 5049

### New Zealand

Stephen Toplis  
Head of Research, NZ  
+64 4 474 6905

Craig Ebert  
Senior Economist  
+64 4 474 6799

Doug Steel  
Markets Economist  
+64 4 474 6923

Mike Jones  
Currency Strategist  
+64 4 924 7652

Kymberly Martin  
Strategist  
+64 4 924 7654

### UK/Europe

Nick Parsons  
Head of Research, UK/Europe,  
and Global Co-Head of FX Strategy  
+ 44 207 710 2993

Gavin Friend  
Markets Strategist  
+44 207 710 2155

Tom Vosa  
Head of Market Economics  
+44 207 710 1573

Simon Ballard  
Senior Credit Strategist  
+44 207 710 2917

Derek Allassani  
Research Production Manager  
+44 207 710 1532

## Important Notice

This document has been prepared by National Australia Bank Limited ABN 12 004 044 937 AFSL 230686 ("NAB"). Any advice contained in this document has been prepared without taking into account your objectives, financial situation or needs. Before acting on any advice in this document, NAB recommends that you consider whether the advice is appropriate for your circumstances. NAB recommends that you obtain and consider the relevant Product Disclosure Statement or other disclosure document, before making any decision about a product including whether to acquire or to continue to hold it.

## Important Notices

**Disclaimer:** This document has been prepared by National Australia Bank Limited ABN 12 004 044 937 AFSL 230686 ("NAB"). Any advice contained in this document has been prepared without taking into account your objectives, financial situation or needs. Before acting on any advice in this document, NAB recommends that you consider whether the advice is appropriate for your circumstances. NAB recommends that you obtain and consider the relevant Product Disclosure Statement or other disclosure document, before making any decision about a product including whether to acquire or to continue to hold it. Products are issued by NAB unless otherwise specified.

So far as laws and regulatory requirements permit, NAB, its related companies, associated entities and any officer, employee, agent, adviser or contractor thereof (the "**NAB Group**") does not warrant or represent that the information, recommendations, opinions or conclusions contained in this document ("**Information**") is accurate, reliable, complete or current. The Information is indicative and prepared for information purposes only and does not purport to contain all matters relevant to any particular investment or financial instrument. The Information is not intended to be relied upon and in all cases anyone proposing to use the Information should independently verify and check its accuracy, completeness, reliability and suitability obtain appropriate professional advice. The Information is not intended to create any legal or fiduciary relationship and nothing contained in this document will be considered an invitation to engage in business, a recommendation, guidance, invitation, inducement, proposal, advice or solicitation to provide investment, financial or banking services or an invitation to engage in business or invest, buy, sell or deal in any securities or other financial instruments.

The Information is subject to change without notice, but the NAB Group shall not be under any duty to update or correct it. All statements as to future matters are not guaranteed to be accurate and any statements as to past performance do not represent future performance.

The NAB Group takes various positions and/or roles in relation to financial products and services, and (subject to NAB policies) may hold a position or act as a price-maker in the financial instruments of any company or issuer discussed within this document, or act and receive fees as an underwriter, placement agent, adviser, broker or lender to such company or issuer. The NAB Group may transact, for its own account or for the account of any client(s), the securities of or other financial instruments relating to any company or issuer described in the Information, including in a manner that is inconsistent with or contrary to the Information.

Subject to any terms implied by law and which cannot be excluded, the NAB Group shall not be liable for any errors, omissions, defects or misrepresentations in the Information (including by reasons of negligence, negligent misstatement or otherwise) or for any loss or damage (whether direct or indirect) suffered by persons who use or rely on the Information. If any law prohibits the exclusion of such liability, the NAB Group limits its liability to the re-supply of the Information, provided that such limitation is permitted by law and is fair and reasonable.

This document is intended for clients of the NAB Group only and may not be reproduced or distributed without the consent of NAB. The Information is governed by, and is to be construed in accordance with, the laws in force in the State of Victoria, Australia.

**Analyst Disclaimer:** The Information accurately reflects the personal views of the author(s) about the securities, issuers and other subject matters discussed, and is based upon sources reasonably believed to be reliable and accurate. The views of the author(s) do not necessarily reflect the views of the NAB Group. No part of the compensation of the author(s) was, is, or will be, directly or indirectly, related to any specific recommendations or views expressed. Research analysts responsible for this report receive compensation based upon, among other factors, the overall profitability of the Global Markets Division of NAB.

**United Kingdom:** If this document is distributed in the United Kingdom, such distribution is by National Australia Bank Limited, 88 Wood Street, London EC2V 7QQ. Registered in England BR1924. Head Office: 800 Bourke Street, Docklands, Victoria, 3008. Incorporated with limited liability in the State of Victoria, Australia. Authorised and regulated in the UK by the Financial Services Authority. This document is intended for Investment Professionals (as such term is defined in the Financial Services and Markets Act 2000 (Financial Promotion) Order 2005), such persons having professional experience in matters relating to investments, and should not be passed to, or relied upon by, any other person who does not have professional experience in matters relating to investments, including but not limited to persons defined as retail clients by the rules of the United Kingdom's Financial Services Authority.

**USA:** If this document is distributed in the United States, such distribution is by nabSecurities, LLC. This document is not intended as an offer or solicitation for the purchase or sale of any securities, financial instrument or product or to provide financial services. It is not the intention of nabSecurities to create legal relations on the basis of information provided herein.

**Hong Kong:** In Hong Kong this document is for distribution only to "professional investors" within the meaning of Schedule 1 to the Securities and Futures Ordinance (Cap. 571, Laws of Hong Kong) ("SFO") and any rules made thereunder and may not be redistributed in whole or in part in Hong Kong to any person. Issued by National Australia Bank Limited, a licensed bank under the Banking Ordinance (Cap. 155, Laws of Hong Kong) and a registered institution under the SFO (central entity number: AAO169).

**New Zealand:** This publication has been provided for general information only. Although every effort has been made to ensure this publication is accurate the contents should not be relied upon or used as a basis for entering into any products described in this publication. To the extent that any information or recommendations in this publication constitute financial advice, they do not take into account any person's particular financial situation or goals. Bank of New Zealand strongly recommends readers seek independent legal/financial advice prior to acting in relation to any of the matters discussed in this publication. Neither Bank of New Zealand nor any person involved in this publication accepts any liability for any loss or damage whatsoever may directly or indirectly result from any advice, opinion, information, representation or omission, whether negligent or otherwise, contained in this publication. **National Australia Bank Limited is not a registered bank in New Zealand.**

**Japan:** National Australia Bank Ltd. has no license of securities-related business in Japan. Therefore, this document is only for your information purpose and is not intended as an offer or solicitation for the purchase or sale of the securities described herein or for any other action.