

NAB Wellbeing Index: Q4 2014

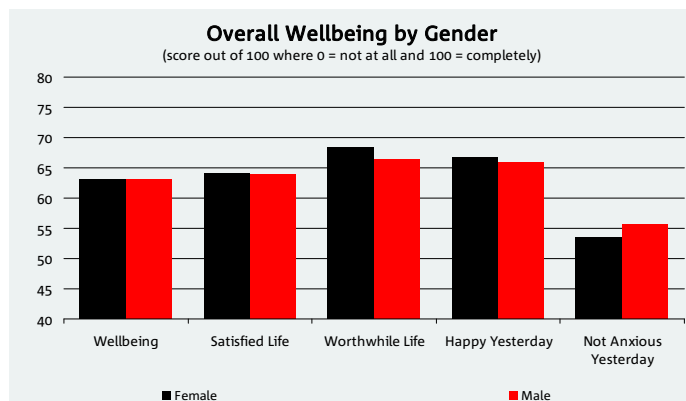
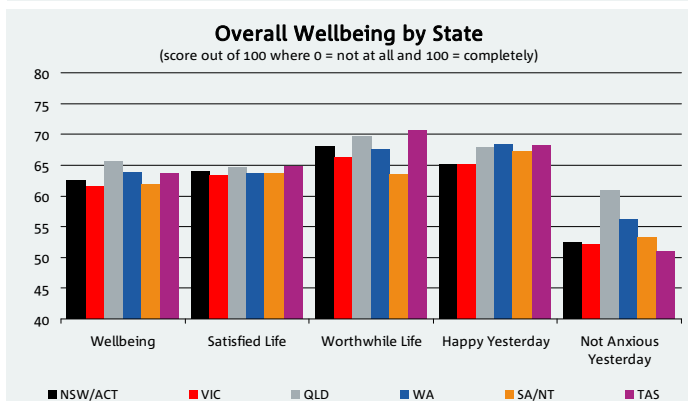
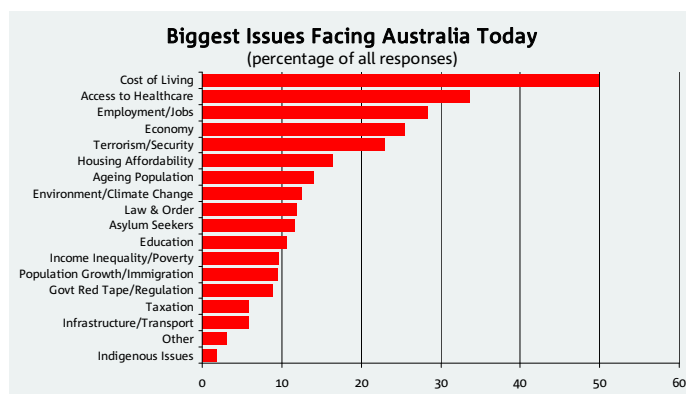
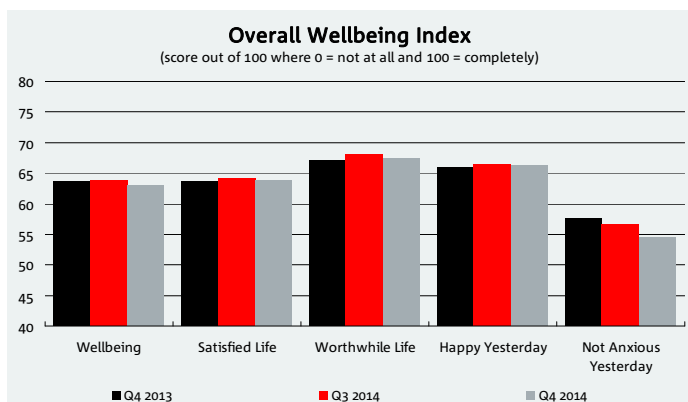
by NAB Group Economics

Embargoed until: 11.30am Thursday 29 January 2015



Overall wellbeing deteriorated slightly in Q4 with anxiety levels reaching a new high. Wellbeing rated highest in Queensland and lowest in Victoria. While women over 50 now have the highest wellbeing across all demographics, young women (18-29) have the lowest and much lower than for young men.

The NAB Australian Wellbeing Index fell slightly to 63 points in Q4 2014 (63.8 in Q3). Wellbeing was rated lower for all questions, especially “not anxious yesterday” which fell to its lowest level since the survey started. Among other key findings: wellbeing was highest in Queensland and lowest in Victoria; women aged 50+ had the highest wellbeing across all demographics, just ahead of those earning \$75-100k; overall wellbeing was lowest for 18-29 year old women, followed by those earning less than \$35,000; widows reported the biggest fall in wellbeing, which improved most for those with a diploma and “other workers”; around 38% of Australians consider their life’s worth to be “very low” or “low”, while almost 45% reported “very low” or “low” life satisfaction. In a special report **“Biggest Issues Facing Australia Today”**, the cost of living is clearly the big issue. Other important concerns include: access to healthcare; employment and jobs; the economy; and terrorism/security. Conversely, concerns over indigenous issues, infrastructure and transport and taxation are lowest (a copy of this report is available to NAB customers on request).



Wellbeing by Category (%)

	Q2 2014	Q3 2014	Q4 2014
Satisfied Life	61.4	64.1	63.9
Worthwhile Life	65.6	68.0	67.5
Happy Yesterday	64.5	66.5	66.3
Not Anxious Yesterday	55.5	56.5	54.4
Overall Wellbeing	61.7	63.8	63.0

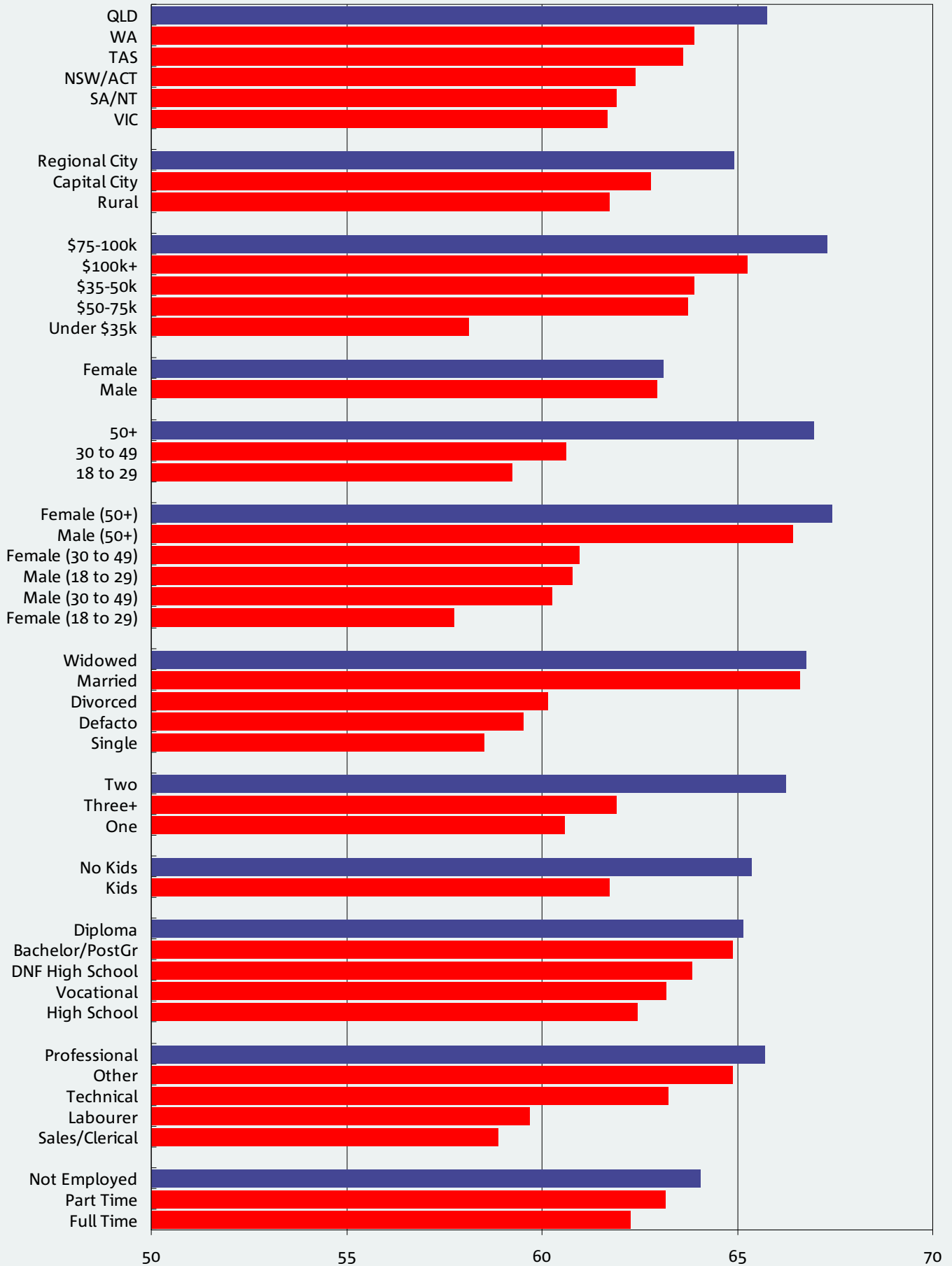


Alan Oster, Chief Economist
(03) 8634 2927 0414 444 652 (mobile)

Robert De lure, Senior Economist - Industry Analysis
(03) 8634 4611 0477 723 769 (mobile)

Dean Pearson, Head of Industry Analysis
(03) 8634 2331 0457 517 342 (mobile)

Wellbeing Ranked by Category



Wellbeing Indicators: directional change since last quarter

Overall Wellbeing	☹
Satisfied Life	☹
Worthwhile Life	☹
Happy Yesterday	☹
Not Anxious Yesterday	☹

State & Location	Overall Wellbeing	Satisfied Life	Worthwhile Life	Happy Yesterday	Not Anxious Yesterday
NSW/ACT	☹	☹	☹	☹	☹
Victoria	☹	☹	😊	😊	☹
Queensland	😊	😊	😊	😊	😊
WA	😊	😊	😊	😊	☹
SA/NT	☹	☹	☹	☹	☹
Tasmania	☹	☹	☹	☹	😊
Capital City	☹	☹	☹	☹	☹
Regional City	😊	😊	😊	😊	☹
Rural Town/Bush	☹	😊	😊	☹	☹
Income					
Over \$100k	☹	☹	☹	☹	😊
\$75-100k	😊	😊	😊	😊	☹
\$50-75k	😊	😊	😊	😊	☹
\$35-50k	😊	😊	😊	😊	😊
Under \$35k	☹	☹	☹	☹	☹
Gender					
Female	☹	☹	☹	😊	☹
Male	☹	😊	☹	☹	☹
Age					
18-29	😊	😊	😊	😊	☹
30-49	☹	😊	☹	😊	☹
50+	☹	☹	☹	☹	☹
Gender & Age					
Female (18 to 29)	😊	☹	😊	😊	☹
Male (18 to 29)	😊	😊	😊	😊	☹
Female (30 to 49)	☹	☹	☹	☹	😊
Male (30 to 49)	😊	😊	😊	😊	☹
Female (50+)	☹	😊	😊	😊	☹
Male (50+)	☹	☹	☹	☹	☹
Marital Status					
Single	😊	😊	😊	😊	☹
Defacto	☹	☹	☹	☹	☹
Married	☹	☹	☹	☹	☹
Divorced	☹	☹	☹	☹	☹
Widowed	☹	☹	☹	☹	😊
Household Status/Size					
Children	☹	☹	☹	☹	☹
No Children	😊	😊	😊	😊	☹
One	☹	😊	☹	☹	☹
Two	😊	☹	😊	😊	☹
Three +	☹	😊	☹	😊	☹

...continued on next page

LEGEND: 😊 = up ☹ = down ☹ = unchanged

Wellbeing Indicators: directional change since last quarter (continued)

Education	Overall Wellbeing	Satisfied Life	Worthwhile Life	Happy Yesterday	Not Anxious Yesterday
Bachelor/Post Grad	😊	😊	😞	😊	😊
Diploma	😊	😊	😊	😊	😞
Vocational	😞	😞	😊	😊	😞
High School	😞	😞	😞	😞	😞
DNF High School	😞	😊	😊	😊	😞
Employment Status					
Full Time	😞	😞	😞	😞	😞
Part Time	😞	😞	😞	😞	😊
Not Employed	😊	😊	😊	😊	😞
Employment Type					
Professional	😞	😞	😞	😞	😞
Technical	😊	😞	😊	😊	😊
Labourer	😞	😊	😞	😞	😞
Sales/Clerical	😞	😞	😞	😞	😞
Other	😊	😊	😊	😊	😞

LEGEND: 😊 = up 😞 = down 😐 = unchanged

Wellbeing was typically highest for those who...

- Lived in Queensland
- Resided in a regional city
- Earned \$75,000-\$100,000
- Were female (but only marginally ahead of men)
- Aged 50+ (both women and men)
- Were widowed or married
- Lived in a 2 person household
- Had no children
- Had a diploma or bachelor/post graduate educational qualification
- Were employed in a professional capacity; or
- Were not employed

What are the big changes since our last Survey...

- Wellbeing was lower for all survey questions, especially “not anxious yesterday”
- Wellbeing was highest in QLD (replaces TAS)
- Regional cities replaced capital cities for highest wellbeing
- Wellbeing fell in both the lowest and highest income groups
- Women aged 50+ reported the highest wellbeing across all groups, just ahead of those earning \$75-\$100k
- Overall wellbeing was lowest for 18-29 year old women, followed by those earning less than \$35,000
- Widows reported the biggest fall in their overall wellbeing
- Wellbeing improved most for those with a diploma and for “other workers” (e.g. those self-employed)

A deeper look at the data also shows...

- Although the number of Australians who rated their wellbeing “very low” with regards to the life satisfaction question fell to 15.7% in Q4 (17% in Q3), this was offset by a fall in the number rating “high” life satisfaction to 14.4% (17.6% in Q3).
- Life worth continues to make the biggest contribution to overall wellbeing, but more than 1 in 7 Australians (14%) still rate the worthwhile life question “very low”, with the proportion rating it “high” also falling slightly to 22.6% in Q4 (24% in Q3).
- Overall levels of happiness were marginally weaker in Q4, with around 41% of Australians rating the “happy yesterday” question “very low” or “low” and 59% rating it “medium” or “high”.
- Anxiety is still the biggest detractor of personal wellbeing for a significant proportion of Australians. Almost 38% of Australians (or less than 1 in 3) rated the not anxious yesterday question “very low” in Q4. In contrast, fewer than 1 in 5 (19.1%) said it was “high”.

Wellbeing Indicator Categories (%)

		Very Low (0-4)	Low (5-6)	Medium (7-8)	High (9-10)	Average (mean)
Satisfied Life	Q3 2014	17.0	27.4	38.0	17.6	64.1
	Q4 2014	15.7	28.9	41.0	14.4	63.9
Worthwhile Life	Q3 2014	13.7	24.0	38.3	24.0	68.0
	Q4 2014	14.0	23.4	40.0	22.6	67.5
Happy Yesterday	Q3 2014	16.5	24.5	35.9	23.2	66.5
	Q4 2014	15.7	25.4	35.2	23.7	66.3
Not Anxious Yesterday		Very Low	Low	Medium	High	Average (mean)
	Q3 2014	36.6	23.2	20.4	19.8	56.5
	Q4 2014	37.7	25.0	18.1	19.1	54.4

Group Economics

Alan Oster
Group Chief Economist
+61 3 8634 2927

Jacqui Brand
Personal Assistant
+61 3 8634 2181

Australian Economics and Commodities

Rob Brooker
Head of Australian Economics
+61 3 8634 1663

James Glenn
Senior Economist - Australia
+(61 3) 9208 8129

Vyanne Lai
Economist - Australia
+(61 3) 8634 0198

Phinn Ziebell
Economist - Agribusiness
+(61 4) 75 940 662

Industry Analysis

Dean Pearson
Head of Industry Analysis
+(61 3) 8634 2331

Robert De lure
Senior Economist - Industry
Analysis
+(61 3) 8634 4611

Brien McDonald
Economist - Industry Analysis
+(61 3) 8634 3837

Amy Li
Economist - Industry Analysis
+(61 3) 8634 1563

Karla Bulauan
Economist - Industry Analysis
+(61 3) 8641 4028

International Economics

Tom Taylor
Head of Economics, International
+61 3 8634 1883

Tony Kelly
Senior Economist - International
+(61 3) 9208 5049

Gerard Burg
Senior Economist - Asia
+(61 3) 8634 2788

John Sharma
Economist - Sovereign Risk
+(61 3) 8634 4514

Global Markets Research

Peter Jolly
Global Head of Research
+61 2 9237 1406

Australia

Economics

Spiros Papadopoulos
Senior Economist
+61 3 8641 0978

David de Garis
Senior Economist
+61 3 8641 3045

FX Strategy

Ray Attrill
Global Co-Head of FX Strategy
+61 2 9237 1848

Emma Lawson
Senior Currency Strategist
+61 2 9237 8154

Interest Rate Strategy

Skye Masters
Head of Interest Rate Strategy
+61 2 9295 1196

Rodrigo Catril
Interest Rate Strategist
+61 2 9293 7109

Credit Research

Michael Bush
Head of Credit Research
+61 3 8641 0575

Simon Fletcher
Senior Credit Analyst - FI
+61 29237 1076

Equities

Peter Cashmore
Senior Real Estate Equity Analyst
+61 2 9237 8156

Distribution

Barbara Leong
Research Production Manager
+61 2 9237 8151

New Zealand

Stephen Toplis
Head of Research, NZ
+64 4 474 6905

Craig Ebert
Senior Economist
+64 4 474 6799

Doug Steel
Senior Economist
+64 4 474 6923

Kymerly Martin
Senior Market Strategist
+64 4 924 7654

Raiko Shareef
Currency Strategist
+64 4 924 7652

Yvonne Liew
Publications & Web Administrator
+64 4 474 9771

UK/Europe

Nick Parsons
Head of Research, UK/Europe,
and Global Co-Head of FX Strategy
+44207710 2993

Gavin Friend
Senior Markets Strategist
+44 207 710 2155

Derek Allassani
Research Production Manager
+44 207 710 1532

Asia

Christy Tan
Head of Markets
Strategy/Research, Asia
+852 2822 5350

Important Notice

This document has been prepared by National Australia Bank Limited ABN 12 004 044 937 AFSL 230686 ("NAB"). Any advice contained in this document has been prepared without taking into account your objectives, financial situation or needs. Before acting on any advice in this document, NAB recommends that you consider whether the advice is appropriate for your circumstances.

NAB recommends that you obtain and consider the relevant Product Disclosure Statement or other disclosure document, before making any decision about a product including whether to acquire or to continue to hold it.

Please click [here](#) to view our disclaimer and terms of use.